

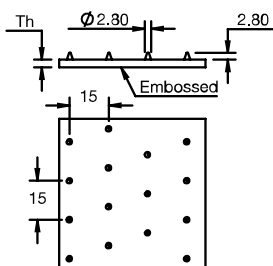


FEMW-SP

Flat Belt, Bottom-Embossed, Top-SP (Spike)

Material:	Volta MW	
Color (Indicative only)	Beige	
Hardness:	95A/46D	
Temp. Range (C°):	-30°C to 70°C	
Temp. Range (F°):	-20°F to 158°F	
Certification:	FDA/ USDA/USDA Dairy/EU Approved	

Coefficient of friction (Dry):	
Belt Embossed Bottom -Steel:	0.25



Product:	FEMW-2-SP	FEMW-2.5-SP	FEMW-3-SP	
Belt Thickness (mm)	2	2.5	3	
Belt Weight (kg/ m ²):	2.51	3.11	3.81	
Belt Weight (lb/ ft ²):	0.502	0.622	0.762	
Belt Min Pulley Diameter (mm)-Normal Flex	40	45	50	
Belt Min Pulley Diameter (mm)-Back Flex	40	45	50	
Belt Min Pulley Diameter (Inch)-Normal Flex	1 5/8	1 3/4	2	
Belt Min Pulley Diameter (Inch)-Back Flex	1 5/8	1 3/4	2	
Max. Workload (Kg/cm)	8	10	12	
Max. Workload (lb/inch)	45	56	67	
Pull Force* (kg/cm width) at pretension of:	0.5%	0.4	0.5	0.6
	1%	0.8	1	1.2
	1.5%	1.2	1.5	1.8
	2%	1.6	2	2.4
	2.5%	2	2.5	3.1
	3%	2.4	3	3.7
Pull Force* (lb/inch width) at pretension of:	0.5%	2.2	2.8	3.35
	1%	4.5	5.6	6.8
	1.5%	6.7	8.4	10.3
	2%	9	11.2	13.7
	2.5%	11.2	14	17.3
	3%	13.5	16.8	20.6
Electrode Splicing	EVMW 7	✓	✓	-
	EVMW 9	-	✓	✓

- *Pull force – According to “Temperature Correction Factor”.

Belt material	Temperature Correction Factor						
	40°C/ 104°F	45°C/ 113°F	50°C/ 122°F	55°C/ 131°F	60°C/ 140°F	65°C/ 149°F	70°C/ 158°F
MW – 95A/46D Shore	1	0.98	0.95	0.9	0.87	0.8	0.7

- Pull Force relates to Steel pulleys. Multiply given values by 0.9 for Cast Iron, 1.1 for Rubber and 0.8 for wet smooth drums.
- English dimensions have been converted from Metric measurements.
- All values are nominated and to the best of our experience are true and accurate.