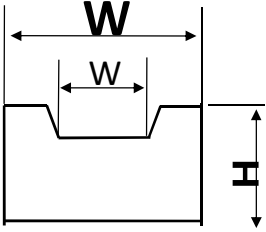
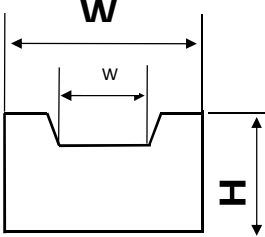
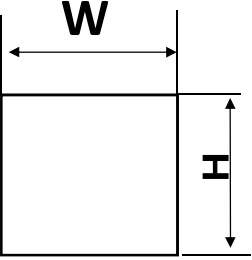


## SPECIAL PROFILES

### MATERIAL - LC (CLEAR)

	PRODUCT	WIDTH <b>W</b> (mm)	HEIGHT H (mm)	WIDTH W (mm)	WEIGHT (kg/m)	MINIMUM PULLEY (mm)
	SLC 2100	18.3	12.5	10.2	0.235	85
	SLC 2104	18	11.8	10.3	0.230	80
	SLC 2300	11.7	11.7	---	0.17	78